





Optical CO₂ Sensors & Meters



- CO₂ measurement in solutions
- Pre-calibrated sensors
- Contactless measurement of dissolved CO₂
- From μL to m^3 scale
- 0.04 - 5 % CO₂, 1 - 25 % CO₂ measurement range



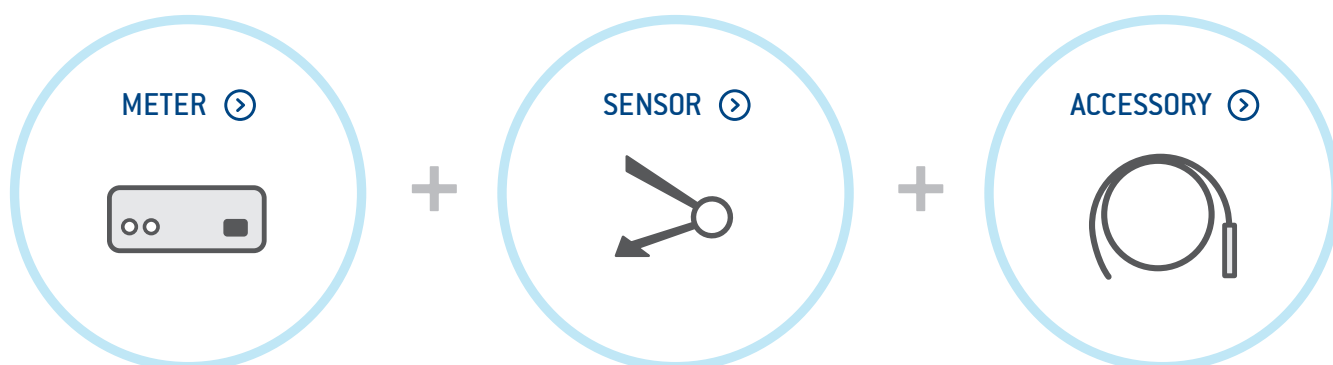
CO₂

Is your application missing? Contact us and we find your customized solution!

Content

- 04 - 05 Company & Industries
- 06 Meters
- 08 Sensors
- 12 Microsensors
- 16 Microprofiling
- 20 Imaging Solutions
- 24 Accessories
- 26 Product Range

Functional Principle



We bring to light what's inside...



Products Made in Germany

PreSens offers a broad range of sensor systems for end users in Bioprocess Control, Biological & Environmental Research, the Food & Beverage industry as well as other industrial applications.

We offer systems for

- Oxygen measurement in gases and liquids
- Non-invasive online pH, CO₂ and oxygen measurement
- Oxygen and pH sensors for single-use bioreactors
- Microsensors pH, oxygen and CO₂
- Process control in shake flasks incl. biomass monitoring
- Low-maintenance DO measurement for fermentation and bioreactor systems
- Online oxygen and pH measurement in disposables like multiwell plates and plastic bags
- Imaging solutions for 2D-mapping of oxygen-, pH-, and CO₂-distribution

Our product range is constantly expanding.

Company Profile

Based on research activities in the 1980's at the University of Regensburg, Germany, PreSens Precision Sensing GmbH was founded in 1997.

The company combines long-time experiences of different researchers in the fields of electronic engineering and sensor development. Right from the beginning, microsensor systems were sold to customers in life sciences. Already in its first decade of operation PreSens became one of the leading companies in the field of chemical optical sensor technology. Together with its partners it offers full service in Europe, America and Asia.

Service


Furthermore, we are developers and manufacturers of optoelectronic OEM sensor components for companies in the field of medical equipment and process control.



Quality Management
ISO 9001
ISO 13485
Voluntary participation in regular monitoring

Is your application missing? Contact us and we find your customized solution!

...and work for the following industries.




Biotech & Pharma

Our Biotech & Pharma business field helps pharmaceutical companies such as Roche and DSM to improve their bioprocess development with PreSens sensors. With two decades of customer feedback our product development provides efficient solutions for your needs.



Food & Beverage

A cooperation with the market leader for beverage filling systems, Kronen AG, Neutraubling, triggered our Food & Beverage business field in the late 1990's. PreSens supplies sensors for checking the oxygen-tightness of packaging and special systems for determining the penetrability of oxygen in PET bottles at companies such as Nestlé, Heineken or Danisco.



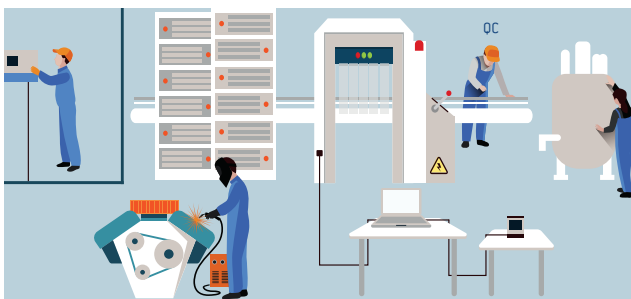
Biology & Environmental

Our worldwide customer base in biological & environmental research has now grown to hundreds of users coming from the University of Alaska in Anchorage to the University of Wellington in New Zealand. For more than two decades we have delivered special sensor systems for various applications such as respirometry, or environmental monitoring.



Medical Research & Life Sciences


Our most recent business field arose from a cooperation with renowned medical technology manufacturers from the medical devices sector. PreSens supplies OEM parts, which are integrated into more complex medical systems. Microsensors, sensor spots, and imaging systems are applied in tissue engineering, microfluidics, and many other medical research fields.



Industry & Technical Applications

Robust probes with excellent long-term stability or sensors for contactless measurement find use in technical or industrial applications. Specially designed flow-through connectors for integration in pipes are already applied to monitor the oxygen content in liquids or gases. OEM sensor components can be designed to be integrated in customer systems.





METERS

Optical CO₂ Meters

Online Monitoring of Dissolved CO₂

The PreSens CO₂ meters are precise fiber optic CO₂ measurement devices. While the CO₂-1 SMA can be used with different types of optical CO₂ sensors based on a 2 mm fiber, the pCO₂ micro works with microsensors in different designs with 250 μm tip diameter. In addition, the CO₂-1 ST is compatible with both microsensors and dipping probes type CDM1. The meters are connected to a PC to run the control software. For the EOM-CO2-FOM a serial communication protocol and analog output is offered. All PreSens CO₂ meters are versatile and small and can be used in manifold applications.

- CO₂-1 SMA for non-invasive sensors, robust probes & flow-through cells
- CO₂-1 ST for most precise micro-invasive measurements in animal & plant physiology or for analyzing liquids
- pCO₂ micro for high resolution measurements with CO₂ microsensors
- Software included
- EOM-CO2-FOM with serial communication protocol and analog output
- USB or RS232 interface

Is your application missing? Contact us and we find your customized solution!

Specifications

	CO ₂ -1 SMA	CO ₂ -1 ST	pCO ₂ micro
Specifications			
CO ₂ sensors	CD1 (optical SMA connector)	CDM1 (optical ST connector)	CDM1 (optical ST connector)
Temperature sensor	1 x Pt100 temperature connector (sensor not included)		-
Temperature performance	From 0 °C to + 50 °C, resolution: ± 0.1 °C		-
Power supply	5 VDC (USB-2.0-Mini-B, cable included)		18 VDC / 5 W (110 - 240 VAC, 50/60 Hz, adapter included)
Temperature: operating / storage	From 0 °C to + 50 °C / - 20 to + 70 °C		From 0 °C to + 50 °C / - 10 to + 60 °C
Relative humidity	Up to 80 % (non condensing)		
Dimensions	101 mm (with connectors) x 35 mm x 30 mm	97 mm (with connectors) x 55 mm x 47 mm	210 mm x 120 mm x 50 mm
Weight	128 g	296 g	650 g
Digital interface	USB interface cable to PC (cable included)		RS232 interface (with RJ connector to serial port, cable included)
External trigger	-		TTL compatible with galvanic isolation (BNC connector)
Analogue interface	-		Single output, 0 - 4095 mV, resolutions: 12 bit, accuracy ± 10 mV (BNC connector)



CO₂-1 SMA

The CO₂-1 SMA fits in any measurement set-up. It is compatible with non-invasive CO₂ sensors, dipping probes and flow-through cells of type CD1 (1 - 25 % CO₂). It has temperature compensation, is USB-powered and operated with the PreSens Measurement Studio 2 software. Optionally, the CO₂-1 SMA can be expanded with 4 - 20 mA analog output (via a converter box).



CO₂-1 ST (Prototype)

The CO₂-1 ST can be used with needle-type or implantable CO₂ micro-sensors and dipping probes type CDM1 (microsensors: measurement range of 0.04 - 5 % CO₂; dipping probes: measurement range of 0.02 - 5 % CO₂). This carbon dioxide meter is the solution for measurements in animal & plant physiology or for analyzing liquids.




pCO₂ micro (Prototype)

The pCO₂ micro is a precise fiber optic CO₂ meter. It is used with pCO₂ microsensors with a sensing tip of 250 μm. The pCO₂ micro is connected to a PC via USB or RS232 interface to run the user-friendly control software.



EOM-CO2-FOM

The EOM-CO2-FOM are precise, single channel modules for non-invasive measurement. They are compatible with sensors type CD1 (measurement range from 1 - 25 % CO₂). A serial communication protocol is offered. RS232, RS485 or USB 2.0 is used as a digital interface. Additionally, the EOMs have 4 - 20 mA analog output.



SENSORS

Optical CO₂ Sensors

Non-invasive & In-process Monitoring

The CO₂ sensors measure the partial pressure of dissolved carbon dioxide. Sensor spots can be fixed to the inner surface of glassware or transparent plastic material. The CO₂ concentration can then be measured from the outside through the vessel wall. The same principle of contactless measurement is used in the CO₂ flow-through cells to monitor perfusion systems. But also robust probes that can be dipped into the sample or be integrated via port adapters are available.

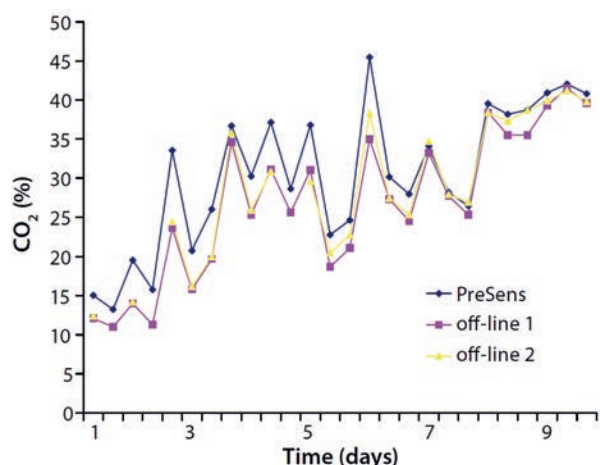
- Online dissolved carbon dioxide monitoring
- Contactless measurement
- Measurement range from 1 - 25% CO₂
- Beta-irradiated & autoclavable sensors available
- Optimized for physiological solutions and culture media

Examples for Applications



Biotechnology: CO₂ Monitoring in Process Development

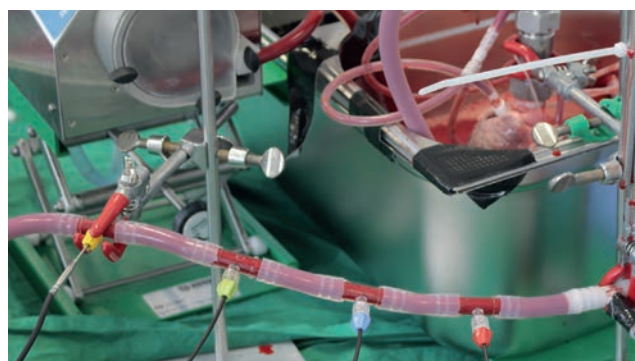
In bioprocess development & production, monitoring dissolved CO₂ in addition to pH and O₂ provides valuable information. It ensures stress-free cultivation conditions during mammalian cell culture (e. g. CHO cell line). Constant pH and / or oxygen supply and sufficient nutrition levels are key parameters to optimize yield. Thereby, excess CO₂ can act as a stressor or even a toxin to the culture and has to be controlled. The optical CO₂ sensors can enhance performance of process monitoring during cultivation in disposables.



PreSens CO₂ Sensors as an Alternative to Off-line Sampling

PreSens CO₂ sensors were used for monitoring the cultivation cells in a 3 L bioreactor. The sensors show excellent long-term stability over a period of 10 days during cultivation of CHO cells with an initial seed density of 400,000 cells/mL. The readings of the CO₂ Sensor Spots offer the possibility to continuously monitor CO₂ concentration between two off-line measurements.

Rick Baggio, Millipore Corporation, Bedford, MA, USA, Poster-presentation at ESACT 2009, Dublin

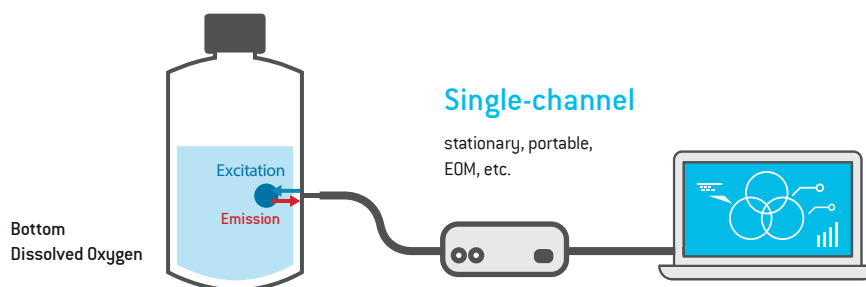


Carbon Dioxide Monitoring in an Isolated Perfused Heart

During long-term application of artificial lungs (Extra Corporeal Membrane Oxygenation - ECMO) different complications, like blood clotting, cell destruction (hemolysis), or bleeding tendency of patients, can occur. Whether these complications are caused by the mechanical blood pump or by the flow in the ECMO is currently unclear. In order to investigate the formation of coagulation and hemolysis, a test stand for an isolated, perfused animal heart, which is an ideal physiological blood pump, is being developed. Thanks to the constant measurement with the PreSens sensors the gas supply could immediately be reduced and especially CO₂ be kept on a physiological level during the experiment.

SPECS

MEASUREMENT RANGE	1-25% CO₂ at atmospheric pressure
RESPONSE TIME	< 3 min.
RESOLUTION	± 0.06 at 2% CO ₂



Hard- & Software

measurement control, evaluation,
export, settings, alerts, etc.

APPLICATION

Plastic & Glass

from μL to production scale



Indoor & Outdoor

Research & Industry



CO₂ Flow-Through Cell

FTC-SU-CD1-09NaCl-S

This miniaturized optical CO₂ sensor is attached to a color coded stick, which can be attached to flow-through cells of different size and shape. The cell is delivered in NaCl solution, so the sensor does not dry out. The FTC-SU-CD1-09NaCl-S is compatible with the CO₂-1 SMA meter.



CO₂ Sensor Spots SP-CD1

The CO₂ sensor spots are the most versatile version of CO₂ sensors. They are attached to the inner surface of any transparent vessel, like e. g. glass bioreactors, sight glasses, or flasks. Measurements are then taken contactless from the outside – through the vessel wall. CO₂ sensor spots can be delivered untreated or beta-irradiated.



CO₂ Sensor Stick

SST-CD1-308-S-SB

This Luer Lock adapter is equipped with a miniaturized CO₂ Sensor Spot type CD1 (measurement range 1 – 25% CO₂). The CO₂ Sensor Stick is delivered irradiated and can easily be integrated in customer specific flow-through cells or experimental set-ups via Luer connectors.



CO₂ Dipping Probe DP-CD1

The CO₂ dipping probe is an optical sensor based on a 2 mm polymer optical fiber. The end of the fiber is coated with the CO₂ sensitive sensor and covered with a high-grade steel tube to protect both the sensor material and the optical fiber. It is the solution for invasive measurements and monitoring.

Is your application missing? Contact us and we find your customized solution!



CO₂ SensorPlug

The CO₂ SensorPlug is an optical sensor which enables online pCO₂ monitoring in milli- and microfluidic applications. It can be integrated on your milli- or microfluidic device. The optical CO₂ sensor is attached to an e.g. Mini-Luer based plug, which can easily be integrated in your chip. A 1 mm polymer optical fiber connects the plug with a compact CO₂ meter.

Specifications

pCO ₂ Sensors (CD1)	
Specifications*	
Measurement range	1 – 25 % CO ₂ at atmospheric pressure (1013.15 hPa) 10 – 250 hPa pCO ₂ 8 – 180 mmHg pCO ₂
Resolution at + 20 °C	± 0.06 % at 2 % CO ₂ ± 0.15 % at 6 % CO ₂ ± 0.5 mmHg at 15 mmHg pCO ₂ ± 1.2 mmHg at 45 mmHg pCO ₂
Accuracy**	± 5 % of reading or 0.2 % (1.5 mmHg); whichever is higher
Drift at + 37 °C ***	typically < 5 % of reading per week
Measurement temperature range	From + 15 °C to + 45 °C
Response time (t ₉₀) at + 20 °C	< 3 min. for change from 2 % to 5 % (15 mmHg - 38 mmHg) pCO ₂
Properties*	
Compatibility	Aqueous solutions, pH 4 – 9
Cross-sensitivity	Optical pCO ₂ sensors display reduced cross-sensitivity to ionic strength (salinity); acetic acid, SO ₂ , HCl vapours
Stability	pCO ₂ sensors do not stand: organic solvents, pH above 10 or below 4
Cleaning procedure	Depends on the sensor type used - please ask our experts
Calibration	pCO ₂ spots are pre-calibrated; re-calibration is possible
Storage	12 months provided the pCO ₂ sensor is stored in its original package Beta-irradiated or autoclavable pCO ₂ sensors available

* provided pCO₂ spots are used without further handling in physiological solutions

**after multipoint calibration


*** in a carbon dioxide incubator with 100 % rel. hum. at 5 % CO₂; measurement interval of 1 min.

OEM Solutions for You



PreSens offers customized sensor technology solutions. Right from the beginning PreSens can be your partner while finding new approaches: from specifications to implementation up to production of your tool.

Don't hesitate to ask for your individual solution:
engineering@presens.de



SENSORS

CO₂ Microsensors

Measuring with High Spatial Resolution –
Sensor Tip below 250 μm

pCO₂ Microsensors are designed for measuring in small volumes and with high spatial resolution. These sensors are based on a silica fiber with 250 μm diameter, which enables integration into manifold small scale environments. The pCO₂ Microsensors are available in different designs - needle-type, implantable or profiling microsensors - and are ideally suited for physiological solutions.

- pCO₂ measurements in liquids (0.04 - 5 % pCO₂)
- High spatial resolution (250 μm) - precise on-the-spot measurements
- Ideal for physiological solutions

Is your application missing? Contact us and we find your customized solution!

Examples for Applications



CO₂ Measurement in Plants and Animals

CO₂ Microsensors can be implanted even in small animals. Due to the small size of the probes only a minimal disturbance will occur and new insights in physiological aspects can be obtained.



CO₂ Measurement in Small Volumes

Due to the small dimension of the probe, CO₂ measurements can be done in very small volumes – even in microtiter plates of a higher format like 384 or 1,536. Of course, the measurement is independent of electromagnetic fields – this even allows measuring in NMR spectrometers.



CO₂ Microprofiling

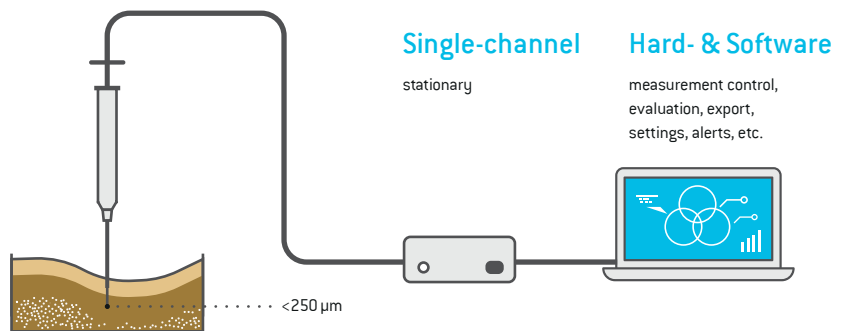
Perform high spatial resolution measurements down to μm level with our microprofiling solutions to detect even the smallest CO₂ gradients. For more information on our microprofiling product range see page 16.

SPECS

MEASUREMENT RANGE	0.04 - 5 % CO ₂
RESPONSE TIME (τ ₉₀)	< 5 min.*
RESOLUTION	±0.01 <small>at 1 % CO₂</small>
TIP SIZE	250 μm

*at +25°C

SET-UP



APPLICATION

Profiling



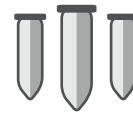
Plant & Animal Tissue



Cell & Microbial Culture



Small Volumes



Indoor & Outdoor

Research & Industry



Implantable CO₂ Microsensor IMP-CDM1 (Prototype)

This implantable microsensor is not mounted into any additional housing and therefore ideally suited for implementation in customized applications. The bare glass fiber tip can be mounted to your own housing, steel tubes, catheters, etc. This tiny probe has a tip size of 250 μm and a maximum outer diameter of 900 μm. As the microsensor is free of metal, it can be used in the presence of electromagnetic fields and even NMR environments.



Needle-type CO₂ Microsensor NTH-CDM1 (Prototype)

This microsensor is designed for measuring in small volumes. The sensor with its 250 μm tip can be integrated into manifold small scale environments. With the protective syringe needle housing the NTH-CDM1 can easily penetrate tissue, septum rubber or packaging materials. After penetration, the sensor tip is extended for measurements. They are compatible with all PreSens micro-manipulators and their safe-insert function.



Profiling CO₂ Microsensor PM-CDM1 (Prototype)

Profiling Microsensors (PM) are the most robust microsensor version PreSens offers – with a firmer fiber construction and a splash-proof metal housing. They are specifically designed for profiling applications and should be used whenever minimally invasive measurements need to be performed, e. g. in sediments, microbial mats or biofilms. They are compatible with all PreSens micromanipulators.

Low Range CO₂ Steel Dipping Probe CP-CDM1-ST (Prototype)

The carbon dioxide dipping probe type CDM1 is compatible with the multi-purpose carbon dioxide meter CO₂-1 ST. It is designed for measuring down to ambient CO₂ levels in a range of 0.02% - 5%. The fiber end with attached carbon dioxide sensor is covered by a robust stainless-steel fitting so the probe can be put into semi-solid samples as well as in liquids without a problem.


Is your application missing? Contact us and we find your customized solution!

Specifications

	pCO ₂ Microsensors (CDM1) (Prototype)	CO ₂ Dipping Probes (CDM1) (Prototype)
Specifications***		
Measurement range	0.04 - 5 % CO ₂ at atmospheric pressure	0.02 - 5 % CO ₂ at atmospheric pressure
Resolution at + 25 °C	± 0.01 % at 0.1 % CO ₂	± 0.001 % at 0.1 % CO ₂
	± 0.1 % at 1 % CO ₂	± 0.01 % at 1 % CO ₂
Spatial resolution	250 µm	-
Measurement temperature range		From + 12 °C to + 42 °C
Response time (t ₉₀) for a CO ₂ change from 0.5 to 1 %		< 5 min. (at + 25 °C)
		< 3 min (at + 37 °C)
Properties**		
Compatibility	Aqueous solutions, pH 4 - 9	
Cross-sensitivity	Organic solvents, volatile acids (e. g. HCl vapors, acetic acid)	
Calibration	CO ₂ sensors are pre-calibrated; re-calibration is possible and recommended	

*preliminary data

**provided the CO₂ sensors are used without further handling in physiological solution under physiological conditions



MICROPROFILING

Microprofiling Solutions

Vibration-free, High-resolution Control for Your Microsensor

The Automated and Manual Micromanipulator are specifically designed for microprofiling applications with PreSens microsensors. The systems allow moving the microsensor vibration-free in 3 axes with μm reading accuracy and enable exact localization of the sensor in the sample. Automated microprofiling can be performed along one dimension in μm resolution. Whenever insertion of a microsensor in semi-solid or hard substrates is required, the micromanipulators are the safest way to do it, achieving highest accuracy, spatial resolution and stability.

- Vibration-free micromanipulation in 3D
- Fine drive with μm reading accuracy
- Safe-insert function (see p.18)
- Fully automated or manual system
- No electrical interferences due to optical measurement
- Adaptable to any sample

Is your application missing? Contact us and we find your customized solution!

Examples for Applications



Microprofiling in Biological & Environmental Research

The different types of CO₂ microsensors allow e. g. measurements in smallest sample volumes or inside tissue. The micromanipulators should be applied whenever it is necessary to insert the microsensor safely into semi-solid samples and when exact localization and stabilization of the microsensor tip within the sample is required. Using the safe-insert function the microsensor tip can be securely inserted and localized at the exact position where you want to conduct your measurements.



Microsensor Measurements in Medical & Life Science Research

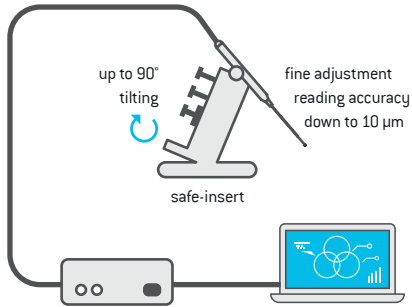
PreSens microsensors are ideal tools for medical and life science research, as they allow for precise on the spot measurement and microprofiling inside tissue constructs. The Manual Micromanipulator is an indispensable equipment in these applications for exact localization of the microsensor inside the sample and microprofiling in step sizes down to 10 μm. PreSens needle-type microsensors are already applied in many tissue engineering applications.



Microprofiling of Sediments, Soils & Biofilms

Together with the specially designed PreSens Profiling Microsensors (PM) the Automated Micromanipulator is the ideal tool for CO₂ measurements in sediment, soil and biofilm applications. With a free choice of step zones, travel velocities and wait times different layers inside the sample can be monitored and assessed in step sizes down to 10 μm. The software visualizes the online measurements, so you can follow gradients and identify boundaries immediately while the sensor is automatically moved inside the sample.

MICROMANIPULATOR SET-UP



single-channel

stationary

Hard- & Software

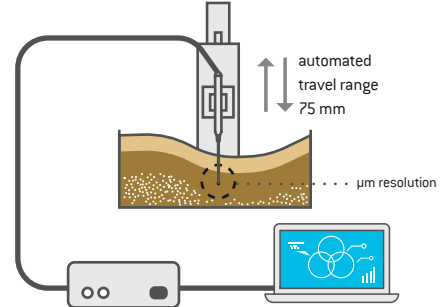
measurement control, evaluation, export, settings, alerts, etc.

SPECS

MEASUREMENT RANGE	0.04 - 5 % CO ₂
RESPONSE TIME (t ₉₀)	< 5 min.*
RESOLUTION	±0.01 <small>at 1.5 % CO₂</small>

*at 25°C

AUTOMATED MICROMANIPULATOR SET-UP




single-channel

stationary

Profiling Studio Software

APPLICATION

Sediments & Biofilms



Biology & Environment



Medical Research & Life Science



Indoor & Outdoor

Research & Industry



Manual Micromanipulator MM

The Manual Micromanipulator is specifically designed for PreSens needle-type microsensors (NTH). The system allows moving the microsensors vibration-free in 3 axes with μm reading accuracy. With its solid base plate for a stable set-up the micromanipulator can be tilted safely up to 90°. The safe-insert function enables secure insertion of the microsensors retracted in its steel needle into your area of interest. The sensor tip can then be extended safely. Whenever insertion of a microsensors in semi-solid or hard substrates is required this is the safest way to do it, achieving highest accuracy and spatial resolution.



Profiling Microsensors PM

The PM is specially designed for microprofiling applications with a close-fitting fiber guidance and a mechanical interlock for precise vertical localization of the measurement tip. A PM should be used for all microprofiling applications in semi-solid substrates.



Automated Micromanipulator AM

The Automated Micromanipulator AM is specifically designed for microprofiling applications with the PreSens Profiling Microsensor (PM), and can also be operated with needle-type housed (NTH) and implantable (IMP) Microsensors. The system allows moving the microsensors vibration-free with μm reading accuracy and enables exact localization of the sensor in the sample. Automated microprofiling can be performed along one dimension in μm resolution. The associated database-supported software PreSens Profiling Studio allows complete control of the AM and the respective oxygen, pH or CO₂ meter via USB. Different step zones, variable travel velocities and waiting times can be defined. The AM is compatible with all PreSens oxygen, pH and CO₂ transmitters.



Dipping Probes DP

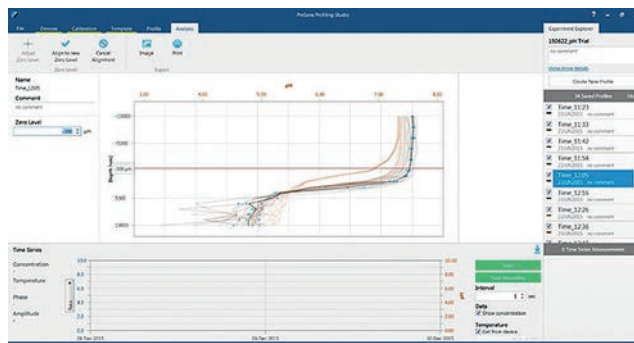
The DP is ideally suited for custom applications and integration in small scale environments, which makes the probe ideal for research applications in animal and plant physiology, environmental assessments or analyzing liquids.

Is your application missing? Contact us and we find your customized solution!

Specifications


	Manual Micromanipulator (MM)	Automated Micromanipulator (AM)
Specifications		
Compatibility	Profiling (PM), needle-type housed (NTH) and implantable (IMP) pH microsensors	Profiling (PM), needle-type housed (NTH) and implantable (IMP) pH microsensors
Dimensions	230 mm x 130 mm x 200 mm	275 mm x 95 mm x 220 mm
Weight	Weight w/o base plate: 1.1 kg Weight with base plate: 3.03 kg	Weight of AM: 2.07 kg Weight of Heavy Stand: 14 kg
Travel range automated	-	x-axis: 75 mm
Travel range manual	x-axis: 37 mm, fine drive 10 mm y-axis: 20 mm z-axis: 25 mm	x-axis: 37 mm, fine drive 10 mm y-axis: 20 mm z-axis: 25 mm
Reading accuracy	Coarse adjustment: 0.1 mm Fine adjustment: 0.01 mm	-
Coarse positioning	x-axis: 70 mm	-
Rotatability	360°	-
Material	Aluminium & steel	Aluminium & steel
Resolution	-	1 µm
Repeatability	-	< 2.5 µm
Mounting adapter	M6 screw, 13 mm length	M6 screw, 13 mm length
Power supply	-	100 - 240 VAC, 50/60 Hz. Use supplied power adapter (15 VDC, 2.1 mm center positive plug) only.
Digital interface	-	USB interface (cable included)
Control software	-	PreSens Profiling Studio (compatible with Windows 7, 8, 10 at 32 or 64 bit)

PreSens Profiling Studio Software



This software enables control of the Automated Micromanipulator (AM) and the connected oxygen, pH or CO₂ meter. PreSens Profiling Studio allows complete control with several step zones, variable travel velocity and waiting times of the AM. It is database supported and offers multiple features from clear data organization and export, annotations, easy creation of profiling templates, to different analysis functions.





IMAGING

VisiSens TD – 2D Mapping

2D Contactless Read-out System for High Resolution, Large Area, Multi-parameter or Multi-spot Sensing of O₂, pH and CO₂


VisiSens™ TD enables simultaneous 2D read-out of optical O₂, pH and CO₂ sensor foils within one set-up. For measurement, the sample surface is covered with the sensor foil, which translates the analyte content into a light signal. The sensor response is recorded pixel by pixel with a digital camera. With VisiSens™ TD spatial and temporal analyte changes can be monitored.

VisiSens™ TD gives an overview over your sample area and allows you to freely choose the region of interest for investigation of spatial and temporal gradients.

- Three analytes – one system
- Read-out of oxygen, pH and CO₂ sensor foils
- Multiple sensor types combinable in one field of view
- Variable sensor and measurement geometry
- No analyte consumption or electric potential
- Read-out through transparent vessel walls
- Customized 2D sensor systems
- 12-bit detector
- Adaptable field of view, microscopic, 6 x 4 cm² or up to 30 x 25 cm²
- Single- and multi-analyte operation modes
- Time-lapse slide shows of recordings

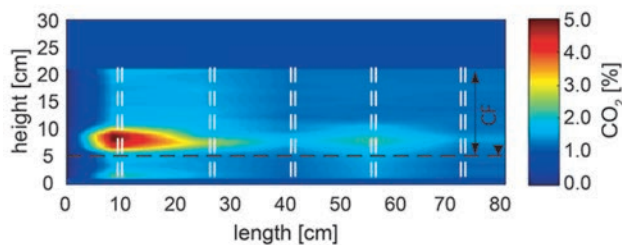
Is your application missing? Contact us and we find your customized solution!

Examples for Applications



CO₂ Dynamics in the Rhizosphere of Crop Plants

Research on metabolic activity of plant roots and determining the best cultivation conditions for optimal growth will be of major importance for sustainable agriculture, as e. g. water supply and fertilizing could be adjusted for the respective crop plants. 2D imaging with VisiSens™ TD is performed to visualize CO₂, pH and O₂ dynamics in complex root systems and the surrounding soil. Metabolic processes and how they change can be monitored over long time periods and parameters responsible for changes can be determined. The acquired CO₂ maps for distinct root regions are quantitative and have a resolution in sub-millimeter



Visualizing CO₂ in Sediments

CO₂, oxygen and pH are key factors and indicators for microbial activity in sediments. Microbial degradation of organic material can be detected in high resolution images recorded with VisiSens™ TD. For a lab-scale experiment on the biochemical transformation potential in the capillary fringe (CF) VisiSens™ TD was combined with an automated linear positioning system. In this installation the camera could be moved along the CF in a Hele-Shaw cell. The system provided highly resolved local CO₂ concentration measurements which further allowed the approximation of analyte maps for the entire cell. With 2D imaging it could be validated that the CF offers optimal conditions for high biological activity, and further analysis in combination with O₂ sensor foils might allow the calculation of carbon mass balances.

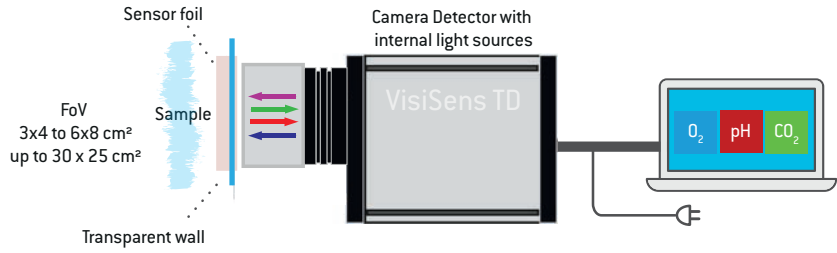


Determination of Cell Activity in Closed Systems

Shipping of cell lines can take several days of transport depending on the destination. During transport cells have to stay in a tightly sealed environment to maintain sterility. It is difficult to predict the time at which depletion of nutrients or accumulation of end products limits survival of cells under these conditions. Using VisiSens™ TD CO₂ imaging metabolic activity of immobilized plant cells in a hermetically sealed transport vial could be observed for the first time. The sensor foils can be attached to the inside wall of the vessel, which is then sealed, and measurements are taken contactless from the outside through the vessel wall. With this monitoring approach it could be revealed that immobilized plant cells show metabolic activity even after 10 days of storage in a closed system. As transport usually takes less than those 10 days, fitness of the cells can be guaranteed.

SPECS

O ₂	0 - 100% a.s. (0 - 20.9% O ₂)	
pH	2.5 - 4.5	5.5 - 7.5
pCO ₂	0 - 1%	1 - 25 %



Exemplary Results

2D Read-Out

Time Series

Multiple ROI

Gradients

Multi-sensor Set-up

Multi-analyte Set-up

Operational modes

Modular accessories

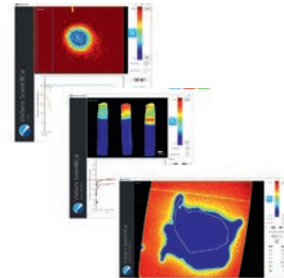
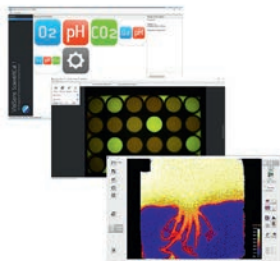


VisiSens™ TD Basic System

The basic imaging device consists of a 12-bit detector with integrated light sources and mode operation units. It is prepared for reading out O₂, pH and CO₂ sensor foils, even simultaneously in one experiment. The modular concept allows to choose the modalities that are required for the specific application.

CO₂ Sensor Foil SF-CD1R & SF-CD2R (Prototype)

The sensor foil can be attached directly on the sample or behind a transparent vessel wall. CO₂ is measured contactless. The sensor foil measures in liquids only. SF-CD1R sensor foils have a measurement range of 1 – 25%.



VisiSens™ Scientific Software

VisiSens TD includes a modular control and evaluation software. One can choose between different operation modes from single- to multi-analyte modes. Images can be recorded as snapshots or automatic time series. Furthermore, the software offers different evaluation functions for image analyses.

VisiSens™ Software Plugins

These software extensions for the VisiSens Scientific software and the VisiSens TD imaging system will assist you in processing your O₂, pH and / or CO₂ images and evaluating the data. The plugins are small programs that enable easy access to data from previously recorded or live measurement images.

Is your application missing? Contact us and we find your customized solution!

Specifications

	VisiSens™ TD*	
	SF-CD2R	SF-CD1R
Specifications		
Measurement range	0 - 1 % pCO ₂	1 - 25 % pCO ₂
Response time (t ₉₀)**	< 3 min.	< 3 min.
Size of sensor foil**	5 x 5 mm ² to 100 x 100 mm ²	
Precision (temporal)***	± 0.02 % CO ₂ at 0.15 % CO ₂	± 0.02 % CO ₂ at 2 % CO ₂
	± 0.01 % CO ₂ at 0.8 % CO ₂	± 0.1 % CO ₂ at 25 % CO ₂
Precision (spatial)****	± 0.08 % CO ₂ at 0.15 % CO ₂	± 0.2 % CO ₂ at 2 % CO ₂
	± 0.08 % CO ₂ at 0.8 % CO ₂	± 1.2 % CO ₂ at 25 % CO ₂
General sensor temperature working range	From + 5 °C to + 45 °C	
Properties		
Compatibility	Aqueous solutions, pH 2 - 9	
Device		
Camera chip	CCD Progressive with 12 bit ADC	
Image resolution	1.3 megapixel (1292 x 964 pixels)	
Field of view	~ 4 x 3 cm ² to ~ 8 x 6 cm ² ; up to 30 x 20 cm ² with Big Area Imaging	
Output	Up to 15 fps live video preview (no storage) and 0.5 fps full-resolution picture storage (.png)	
Digital interface	Ethernet with power injection (via AC adapter)	


* Prototype component. Please contact our service team!

** Typical data which may strongly differ with adapting the imaging set-up to specific needs

*** Typical data of accuracy in a defined ROI (> 6,000 pixels) over time in dark lab conditions at 20 °C, FoV 8 cm x 6 cm; strongly depends on used sensor foil batch

**** Typical data of spatial standard deviation in defined ROI (> 6,000 pixels) in dark lab conditions at 20 °C, FoV 8 cm x 6 cm





ACCESSORIES

SORIES

Accessories for CO₂ Measurement

Add-ons and Extensions for Meters & Sensors

PreSens offers numerous accessories for its measuring devices in order to extend the application possibilities. Sensor adapters allow the systems to be used in a wide variety of containers.

- Optical adapters for connecting the sensor to the meter
- Add-ons to extend application possibilities

Is your application missing? Contact us and we find your customized solution!

Specifications

POF	
Specifications	
Compatibility	All devices with SMA connectors
Dimensions	Optical diameter is 2 mm; outer diameter including the black cladding is approx. 2.7 mm
Length of fiber	Available lengths for the POF are 1.0, 2.5 and 5.0 m (for lengths of more than 5 m, please contact our service team)
Connector type	SMA connectors on one or both sides available for use with Stick-On Adapter and Adapter for Round Containers
Temperature stability	The POF is resistant to temperatures up to 70 °C

Adapter for Round Containers (ARC)		Stick-On Adapter (SOA)
Specifications		
Compatibility	All devices with SMA connectors	
Dimensions (D x W x H)	Velcro® strip 1000.0 mm x 20.0 mm x 12.0 mm	20.0 mm x 20.0 mm x 7.0 mm 12.0 mm total height w/ SMA socket
Connector type	SMA socket	



Adapter for Round Containers ARC

The ARC is an adjustable Velcro®-type adapter. It can be used for round containers with diameters of 2.5 to 20 cm (1 to 8 inches). The SMA socket on this adapter is connected to the polymer optical fiber (POF) and holds it in place opposite the integrated sensor spot.



Stick-On Adapter SOA

The SOA is used to attach the polymer optical fiber (POF) to a planar transparent glass or plastic container opposite the integrated sensor spot. The POF is attached via SMA connector and held in place by the adapter.



Integration Set Sensor Spots IS-SP

This integration set, working like vacuum tweezers, is offered as an accessory for sensor spots. The suction pump is delivered with three suction tips in different sizes which are ideally suited for handling the spots. Using this pick-up system eases spot handling and integration into vessels that are difficult to access.

Product Range

Meters

CO₂



CO₂-1 SMA
Fiber optic carbon dioxide meter



pCO₂ micro (Prototype)
Fiber optic carbon dioxide meter



CO₂-1 ST
Fiber optic carbon dioxide meter



EOM-CO2-FOM
Fiber optic carbon dioxide meter

Sensors

CO₂



CO₂ Sensor Spots SP-CD1
The most versatile version of optical carbon dioxide sensors



CO₂ Dipping Probe DP-CD1
The solution for invasive CO₂ monitoring



SST-CD1-308-S-SB and FTC-SU-CD1-09NaCl-S

The SST Luer Lock adapter is equipped with a miniaturized CO₂ Sensor Spot type CD1. FTC-SU-CD1-09NaCl-S is attached to a color coded stick, which can be attached to flow-through cells of different size and shape.



CO₂ SensorPlug
The CO₂ SensorPlug is an optical sensor which enables online pCO₂ monitoring in milli- and microfluidic applications



Implantable CO₂ Microsensor IMP-CDM1 (Prototype)

This sensor is not integrated in any additional housing and ideally suited for customized measurement set-ups



Needle-type and Profiling CO₂ Microsensor NTH/PM-CDM1 (Prototype)

Protected by its syringe needle housing or more robust fiber construction these microsensors can be pierced through material

Is your application missing? Contact us and we find your customized solution!

Imaging Solutions

CO₂

VisiSens™ TD

Modular imaging detector unit that can be equipped with various imaging modalities for read-out of O₂, pH or CO₂ sensor foils



CO₂ Sensor Foil SF-CD1R & SF-CD2R

Sensor for CO₂ imaging in a range of 1 – 25 % pCO₂ (CD1R) and 0 - 1 % pCO₂ (CD2R)

Profiling Solutions

CO₂

Manual Micromanipulator MM

Vibration-free, high-resolution control for CO₂ microsensors and dipping probes



Manual Micromanipulator MM33

Vibration-free, high resolution control for CO₂ microsensors



Automated Micromanipulator AM

Fully automated, high-resolution control for CO₂ microsensors and dipping probes



Safe-Insert

This accessory can be attached to the Automated Micromanipulator for safe insertion of NTHs in semi-solid and hard substrates.



Heavy Stand

The Heavy Stand ensures save vertical mounting and operation of the Micro-manipulators.



Transport Case

High-quality travel case for one AM and one Heavy Stand

Accessories

CO₂

Adapter for Round Containers ARC & Stick-on-Adapter SOA

The adapter for round containers ARC and stick-on adapter SOA are used to attach the polymer optical fiber (POF) to a container opposite the sensor spot. The ARC is suitable for round containers, the SOA for planar transparent surfaces.



Integration Set Sensor Spots IS-SP

Vacuum tweezers for easy integration of sensor spots



Polymer Optical Fiber POF

It serves as a versatile connection from meter to sensor.



Discover the complete PreSens portfolio



Products

Optical Oxygen
Sensors & Meters

Optical pH
Sensors & Meters

Optical CO₂
Sensors & Meters

Optical Sensor
Systems

VisiSens™
Imaging Systems

OEM Solutions &
Engineering



Industries

Biology &
Environmental

Industry &
Technical

Biotech &
Pharma

Medical &
Life Sciences

Food &
Beverage

Bring to light
what's inside.

PreSens comes from
PRECISION SENSING
and offers:

- precise and simple measurement of O₂, pH, CO₂ and biomass
- systems for Pharma, Biotech, Food & Beverage, Biological & Environmental Research, Technical or Industrial Applications and Medical Devices
- sensors thinner than a hair, non-invasive and online
- optimum advice and support
- more than 1,000 items in stock
- prompt delivery worldwide

Ask our experts: PreSens Precision Sensing GmbH
Am BioPark 11
93053 Regensburg, Germany

Phone +49 941 942 72 100
Fax +49 941 942 72 111
info@PreSens.de

 www.PreSens.de